

4 年級 e-STAR

5/25~ 5/26 自學講義 (P. 65 ~ P. 66:句型教學)

線上電子書來了!!!網址如下:

<https://online.flipbuilder.com/jqvbz/rmnj/>

請搭配線上電子書自學。

自主學習，自己當主人，督促自己，對自己負責~~~~加油囉!!!

在開始今天自學前，請各位小朋友一定要完成 P.59-60 的自學，熟悉本課的 7 個單字（除了課本 6 個，還有一個補充：by 旁邊）

P. 65 自學

Part A: 跟著唸

請按電子書(A) Look and Say，聽至少三次，並且跟著唸，一定要能流暢唸出 The book is on the chair.

The pencils are under the chair.



Part B: 句型說明



on the chair 椅子上

under the chair 椅子下

on the desk 桌子上

in the desk 桌子裡

in the bag 袋子裡

under the bag 袋子下

on 是在....上面，chair 是椅子 → 在『椅子上』就是 on the chair

under 是在....下面，chair 是椅子 → 在『椅子下』就是 under the chair

in 是在....下面，bag 是袋子 → 在『袋子裡』就是 in the bag

by 是在...旁邊，box 是箱子 → 在『箱子旁邊』就是 by the box



The book is on the chair.

那本書在椅子上。



The bag is under the chair.

那個袋子在椅子下。

因為 the book 和 the bag 都是單數，所以 be 動詞用 is



The pencils are under the chair.

那些鉛筆在椅子下。



The balls are in the box.

那些球在箱子裡。

因為 the pencils 和 the balls 都是複數，所以 be 動詞用 are。

The book is on the chair.

那本書在椅子上。

The bag is under the chair.

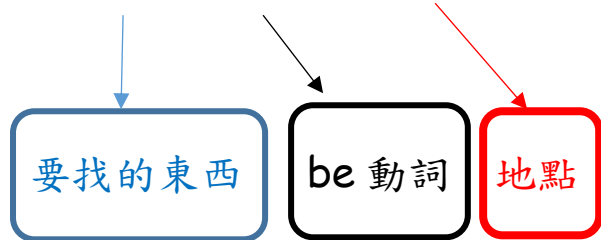
那個包包在椅子下。

The pencils are under the chair.

那些鉛筆在椅子下。

The balls are in the box.

那些球在箱子裡。



Part C: 聽力練習(Listen and Number)

請先按下電子書中(B) Listen and Number 的喇叭鍵，聽音檔並且編號。

請務必先完成後，才能往下拉，自己對答案。



對答案了!!

P.65 (B) Listen and Number 答案

I Can Say 韻文 遊戲 網址 創意數位資源

A Look and Say CD2 33

B Listen and Number CD2 34

The book is **on the chair**.

3 on the chair

4 on the desk

1 in the desk

5 in the bag

6 under the chair

2 under the bag

The pencils are **under the chair**.


聽力稿

- | | |
|--|---------------|
| 1. The books are in the desk. | 那些書在書桌裡。 |
| 2. The pencils are under the bag. | 那些鉛筆在包包(袋子)下。 |
| 3. The book is on the chair. | 那本書在椅子上。 |
| 4. The pencils are on the desk. | 那些鉛筆在桌子上。 |
| 5. The book is in the bag. | 那本書在包包中。 |
| 6. The pencils are under the chair. | 那些鉛筆在椅子下。 |


目標物品是單數，be 動詞用 is。目標物品是複數，be 動詞用 are。

Part D: Look and Write 看圖片完成句子

請務必先完成後，才能往下拉，自己對答案。


C Look and Write 

The dog is _____ .




65

對答案!

Look and Write 

The dog is



65

那隻狗在袋子裡面

P. 66 自學

Part A: 看句型相關影片:

<https://www.youtube.com/watch?v=ftLIV92ovgk>

(目標: 從情境中, 了解 U4 句型的意思和使用:

Where is ___? → 是在找東西會使用的句子

It's under the slide. → 回答東西在哪個地方)

Part B: 聽英文歌學熟悉主要句型唸法

<https://www.youtube.com/embed/8FONYBBKczM?autoplay=1>

或直接按線上電子書



The screenshot shows an English learning interface. At the top, there are navigation tabs: '句型' (Sentence Patterns) and '情境' (Context). A red arrow points to the title 'Where is it?' in the top right corner. Below the title, there are two sections: 'Listen and Say' and 'Listen and Chant'. The 'Listen and Say' section contains two dialogues: 'Where's the pencil? It's under the chair.' and 'Where are the eggs? They're in the bag.' Below these are two illustrations: one showing a pencil under a chair and another showing eggs in a bag. The 'Listen and Chant' section contains the same two dialogues. At the bottom right, there is a photo of a young boy in a red shirt.

Part C: 跟著電子書唸『句型』，至少聽三回合，跟著唸三回合。



Part D: 句型翻譯

Where's the pencil?

那支鉛筆在哪裡?

It's under the chair.

它在桌子下面。

Where are the eggs?

那些蛋在哪裡?

They're in the bag.

它們在袋子裡面。

Part E: 句型解釋

Where → 哪裡，問地點的疑問詞。



Where's the pencil?

那支鉛筆在哪裡?

1. Where's = Where is

2. the pencil → 單數，只有一支鉛筆，所以 be 動詞用 is

3. the pencil → the 是指定意義，特定的那支鉛筆。



It's under the chair.

它在椅子下面

1. It's = It is

2. It 它，單數，指的就是問句中的 the pencil。

2. under the chair → 椅子下面



Where are the eggs?

那些蛋在哪裡?

1. the eggs → 複數，很多顆蛋，be 動詞用 are。
2. Where are 不能縮寫。
2. the eggs → the 有指定的意思，特定的那些蛋。



They're in the bag.

它們在袋子裡面。

1. They're = They are 它們是
2. They(它們)是指問句所提到的 the eggs，因為是複數，所以要用 they，不能用 it。
2. in the bag → 在袋子裡面。

→ 總結:

1. 單複數 → 單數: 只有一個，複數: 2 個以上，很多個。

最常見的複數表示方式就是在字尾加上 s 或 es

例如: egg (一個蛋) → eggs (很多蛋)

watch (一隻手錶) → watches (很多隻手錶)

2. 如果目標物品是 **只有一個**: be 動詞就是用 is，回答時用 "it (它)"。

如果目標物品是 **多個**: be 動詞就是用 are，回答時用 "they (它們)"。


再來練習幾題吧!

1.



Where's the ball?
(Where is the ball?)

那顆球在哪?



It's by the box.

它在箱子旁邊。

2.



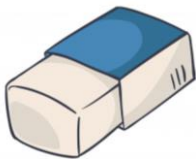
Where are the bananas? 那些香蕉在哪?



They're in the bag.


它們在袋子裡。

3.



Where is the eraser?

橡皮擦在哪?



It's under the desk.

它在桌子下面。

Part F: Chant 韻文練習，熟悉句型和唸法。

請按下電子書 Listen and Chant，一起聽唸三回。

句型 情境 外師教學影片 Where is it?

Music On Music On

Listen and Say

Where's the pencil? It's under the chair.

Where are the eggs? They're in the bag.

They're = They are

Where's the pencil? It's under the chair.

Where are the eggs? They're in the bag.

Listen and Chant

Music On

Where's the pencil?
It's under the chair.
Where are the eggs?
They're in the bag.

Part G: 外師單字句型教學影片

各位小朋友現在應該都單字和句型的基本概念了，來看一下外師教學

<https://www.youtube.com/watch?v=PyhQHjVOdac> (也可以直接按電子書)，再複習加深印象，也訓練英文聽力能力。

句型 情境 外師教學影片 Where is it?

Music On Music On

Listen and Say

Where's the pencil? It's under the chair.

Where are the eggs? They're in the bag.

They're = They are

Where's the pencil? It's under the chair.

Where are the eggs? They're in the bag.

Listen and Chant

Music On

Where's the pencil?
It's under the chair.
Where are the eggs?
They're in the bag.

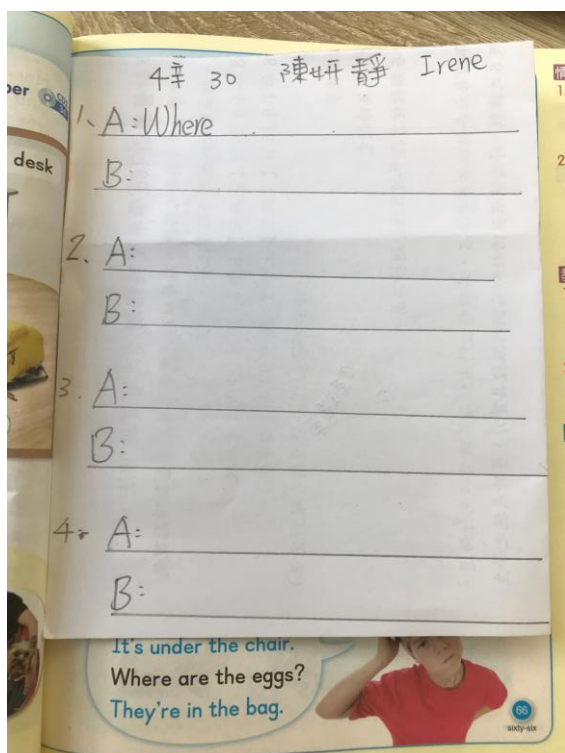
完成本次自學囉!!!

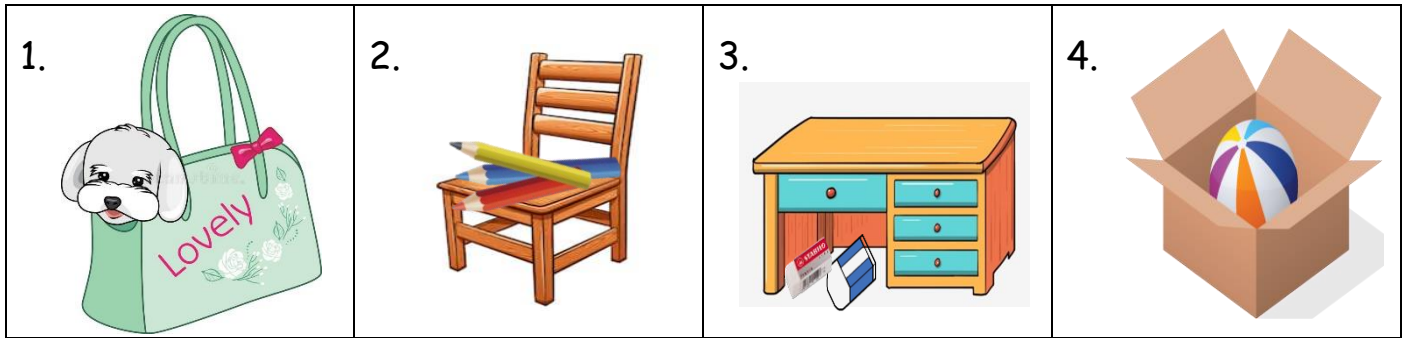
請務必要學會唸，理解句子，自己當自己的老師~

回家作業共 2 樣，如下：

Homework 1: 句型書寫練習

1. 請拿出筆和一張紙，在紙上畫底線，請沿著底線作答。
2. 看圖片完成句子，請把整句都寫下來，不用畫圖，所以總共有 8 個句子。
3. 自行更改及訂正後，浮貼在課本 P.66，回校檢查。





1. A: Where _____ the _____?

B: It's _____ the _____.

2. A: _____ the pencils?

B: _____ chair.

3. A: Where are _____ (橡皮擦)?


B: _____

4. A: _____?

B: It's in the box.

請完成後，才能下拉對答案，請自行用紅筆更改並且訂正，完成後請貼在課本 P.66。

請拿出紅筆對答案了!



1. A: Where **is** the **dog**?

B: It's **in** the **bag**.

2. A: **Where are** the pencils?

B: **They're on the** chair.

3. A: Where are **the erasers** (橡皮擦)?

B: **They're under** the desk.

4. A: **Where is** the ball (Where's the ball) ?

B: It's in the box.

Homework 2: 打歌學英文 1 首歌

(Cool English: 打歌學英文 · <https://www.coolenglish.edu.tw>)

在 google 搜尋處打下 Cool English → 進入並用 Open ID 登入 → 國小區 → 遊戲 → 打歌學英文。
裡面就有很多歌曲可以自行選擇)

1. 上週作業已經完成三首歌，這次再加上 1 首歌，所以總共要 4 首歌了
喔。
2. 請拿出一張紙，畫上底線，沿著底線，把四首歌名寫上去(包含上週的
三首歌)，浮貼在課本 P.70，之後如果有再聽新的歌，也是寫在這張紙
上，回校檢查。

